

# Board of Trustees ED Report

September 23, 2021



# AMSA

ADVANCED MATH & SCIENCE ACADEMY

INTEGRITY • EXCELLENCE • COMMUNITY

# Report Overview

- Introduction
- Building Update
- Inclusion Update
- Spring 2021 SAT Results
- 2021 AP Summary
- Razzle Dazzle Time
- Upcoming events



# Amanda Cence, Vice Principal

Welcome to our new Vice Principal, Amanda Cence!!

- Mathematics teacher for 13 years
- Algonquin High School and Acton Boxborough Regional High School
- GREAT fit for our school Community!!



# Building Update

---

- Earlier votes taken indicate where we are in the process
  - Ready to sign contract with the OPM - Anser
  - Rate Lock
  - Papers are being prepared for upcoming passing
- Finegold Alexander (Design/Architect) - contract in process

# AMSA Diversity and Inclusion

- ...because we ALL belong at AMSA
- **August 26th** - Racism Discussion Groups from summer reading
- Inclusion Coordinator - Peter Proulx
  - Student Survey DEI Climate Survey
  - School-wide self-assessment to guide our work
  - Will be collaborating with student clubs



**SAT<sup>®</sup>**



# 2021 SAT Results (spring - 11th grade)

Advanced Math and Science Academy Charter School

## SAT School Day March 2021 - May 2021, All grades - Scores

School Mean Score <b>1272</b>		State Mean Score <b>1096</b>		Total Group Mean Score <b>998</b>	
Number of Participants	<b>85</b>	Number of Participants	<b>12117</b>	Number of Participants	<b>935142</b>
Met Both Benchmarks	<b>89%</b>	Met Both Benchmarks	<b>54%</b>	Met Both Benchmarks	<b>34%</b>
Met ERW	<b>(480) 93%</b>	Met ERW	<b>(480) 74%</b>	Met ERW	<b>(480) 57%</b>
Met Math	<b>(530) 92%</b>	Met Math	<b>(530) 57%</b>	Met Math	<b>(530) 35%</b>
Met None	<b>5%</b>	Met None	<b>23%</b>	Met None	<b>41%</b>
Distribution of Scores		Distribution of Scores		Distribution of Scores	

Total Tests administered March to June 2021 = 153 (11th graders)

**AMSA mean: 1282**

**State mean: 1173**

**Global mean: 1111**

**AP<sup>®</sup>**



**CollegeBoard**




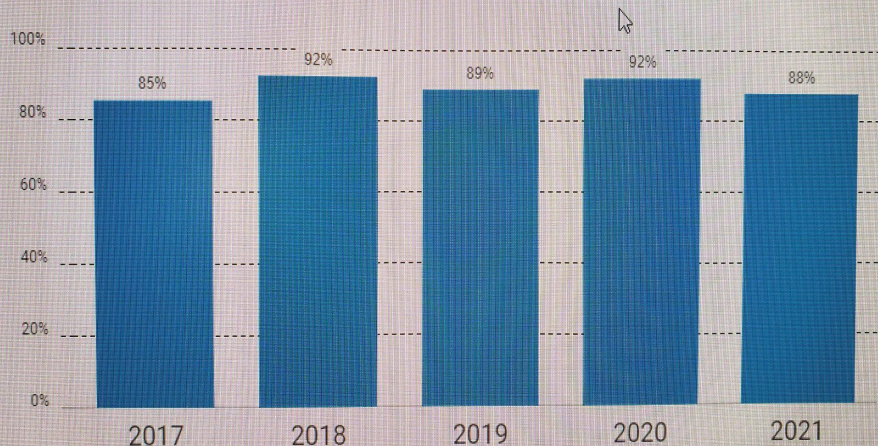
# Spring 2021 AP Exams - What was the format?


---

- Curriculum taught remotely until April 28th
  - some AP student remained remote for the entire year
- AP exams administered online (options for teachers)
- Full length exams
- No modification in content
- Exam administration window different than in past years

# AP - Five Year Score Summary 2021

 % OF TOTAL AP STUDENTS WITH SCORES 3+



 SCHOOL SUMMARY

	2017	2018	2019	2020	2021
Total AP Students	226	211	255	271	248
Number of Exams	368	352	490	532	505
AP Students with Scores 3+	193	195	227	249	218
% of Total AP Students with Scores 3+	85.40	92.42	89.02	91.88	87.90

# AP Exam Highlights

- **AP Calculus BC** - *100% of students scored \*\* 5 \*\**
  - 18 total students
- **AP European History** - *100% scored 3+ (MA 65%) (10th graders)*
- **AP Calculus AB** - *94% scored 3+ (MA 55%)*
- **AP Chemistry** - *90% scored 3+ (MA 56%)*
- **AP English Language** - *87% scored 3+ (MA 67%)*
- **AP US History** - *87% scored 3+ (MA 59%)*

# % of Total AP Students with Scores 3+

---

- AMSA - 88%
- Massachusetts - 68% (AMSA + 20%)
- Global - 63% (AMSA + 25%)
  - (calculated using % of 3+ scores from AP exams AMSA offers only - comparing apples to apples)

\*\*State Rankings for 2021 will not be available until mid-November \*\*



**Razzle**




**Dazzle**



# 6th & New Student Orientation



# 9th Grade Orientation





# Math!!





# Upcoming Events

---

- Back to School Nights - 1 person per child, masks required
  - 7th & 8th - September 28th
  - 10th, 11th, & 12th - September 30th
- October 20th - half day for students, Staff PD Day



**Go, Mac, Go!!!!**